



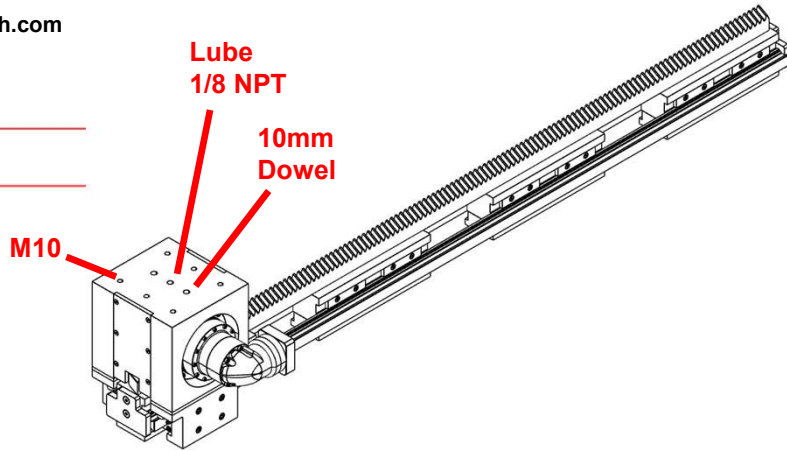
**UNITS : mm** www.fang2th.com

APPROVED: \_\_\_\_\_

DATE: \_\_\_\_\_

Drawn By: S Stearn  
 Date: 11-04-2022

**\*Note: Max Input Torque is at Pinion Not Gearbox**

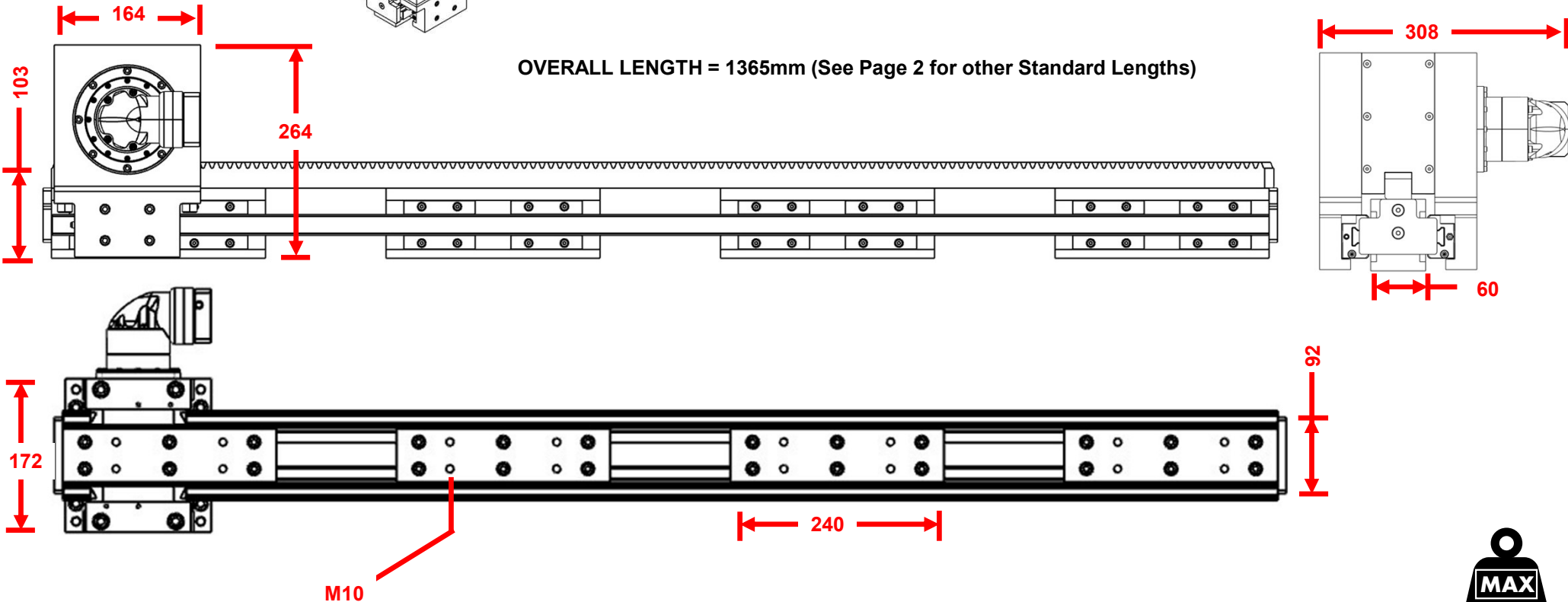


Pinion Pitch dia.	98.680 mm	3.8850 in
Travel per rev	310.000 mm	12.2047 in
Efficiency	92%	
Max Lifting Force	3570.000 N	802.568 lbs
*Max Input Torque	370.000 Nm	3275.0000 inlb
Repeatability	0.070 mm	0.0028 in

**Servo Planetary Right Angle Size 9 - 7:1 Ratio**

Accel Outpt Torque	210.000 Nm	1859.0000 inlb
Efficiency	97%	
Inertia	2.25 kgcm2	0.7689 lbin2
Max Input Speed	4000-8000 RPM	
Pinion Inertia	26.270 kgcm2	8.9769 lbin2

**OVERALL LENGTH = 1365mm (See Page 2 for other Standard Lengths)**

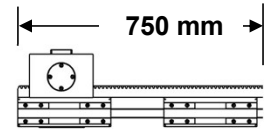
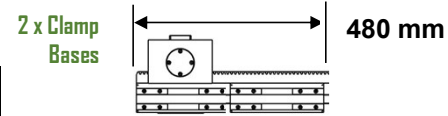


Series	FANGO2504 - 400#	FANGO2508 - 800#
Pinion Box Weight	11.000 kg	13.000 kg
Rack Weight	4.400 kg/m	6.000 kg/m
Rail Weight	3.200 kg/m	3.200 kg/m
Base Clamp Weight	3.048 kg	3.048 kg

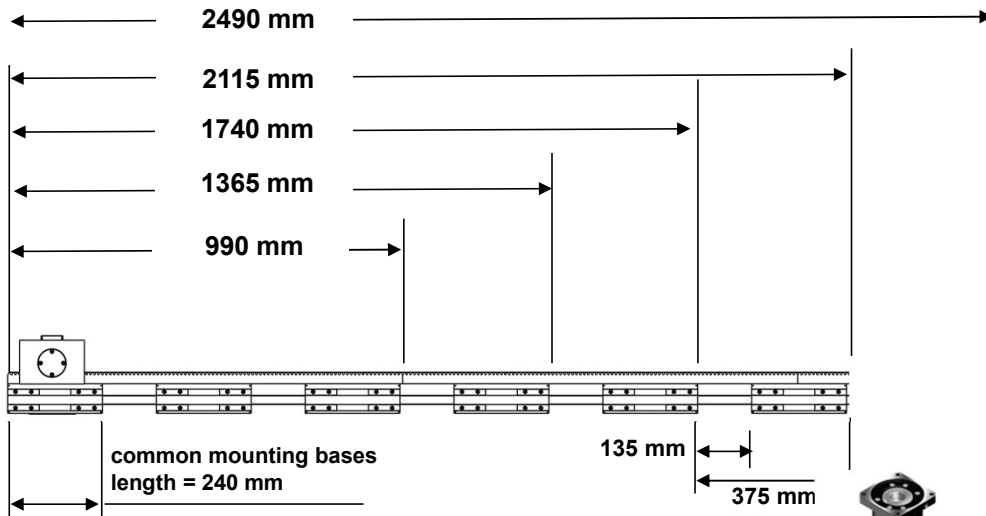


**MADE IN THE USA**

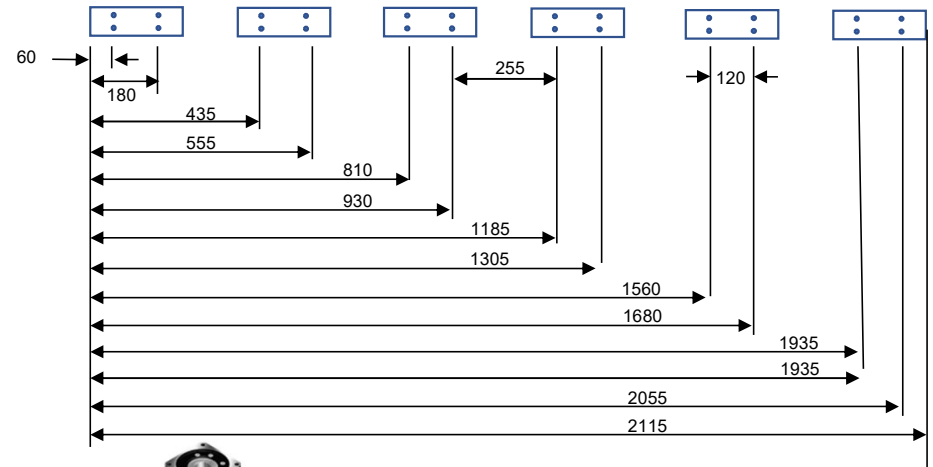
**Build Axis  
 As Long As  
 You Want**



## STANDARD LENGTHS INCREMENTS OF 375 mm



### Base Mounting Holes M10 (units=mm)



## GEARBOXES

Type	Series	RATIO	Inline / Right		Inline / Right	
			06PL	06PR	09PL	09PR
Nom Output Torque (T2n)	4:1	48 (425)	48 (425)	130 (1150)	130 (1150)	
	5:1	60 (531)	60 (531)	160 (1416)	160 (1416)	
	7:1	50 (442)	50 (442)	140 (1239)	140 (1239)	
	10:1	40 (354)	60 (531)	100 (885)	160 (1416)	
	14:1	NA	42 (372)	NA	140 (1239)	
	16:1	48 (425)	NA	130 (1150)	NA	
	20:1	48 (425)	40 (354)	130 (1150)	140 (1239)	
	21:1	60 (531)	NA	160 (1416)	NA	
	Nm (lb-in)	25:1	60 (531)	60 (531)	160 (1416)	160 (1416)
		31:1	50 (442)	NA	140 (1239)	NA
		35:1	50 (442)	50 (442)	140 (1239)	140 (1239)
		40:1	48 (425)	48 (425)	130 (1150)	130 (1150)
		50:1	60 (531)	60 (531)	160 (1416)	160 (1416)
		61:1	50 (442)	NA	140 (1239)	NA
		70:1	50 (442)	50 (442)	140 (1239)	140 (1239)
91:1		40 (354)	NA	100 (885)	NA	
100:1		40 (354)	40 (354)	100 (885)	100 (885)	

# NOMENCLATURE/ORDERING CODE

Drawing No.  
Page 3/3

Design: X=Max : O=Open: C=Custom



Rail Size:  
25

Clamp Width:  
60 mm - 1 Rack  
62 mm - 2Rack Flip  
22 mm - 2Rack Side x Side

## Sample Model: FANGX2560P1BB-11P004-1000RXGX/MS2N05D

<b>THK</b>	<b>Model SHS25LR</b>				
	Dynamic Cap	29,208	N		
	Static Cap	64,700	N	L10 De-rate	
	Static Pitch Moment	848	Nm		= 0.48
	Static Roll Moment	646	Nm		
<b>Hiwin</b>	<b>Model LGH25HA</b>				
	Dynamic Cap	24,986	N		
	Static Cap	50,80	N	L10 De-rate	
	Static Pitch Moment	623.7	Nm		= 0.30
	Static Roller Moment	610	Nm		
<b>NSK</b>	<b>Model LAH25BN</b>				
	Dynamic Cap	16,945	N		
	Static Cap	NA	N	L10 De-rate	
	Static Pitch Moment	530	Nm		= 0.09
	Static Roll Moment	470	Nm		
<b>IKO</b>	<b>Model MWHDG25</b>				
	Dynamic Cap	20,001	N		
	Static Cap	28,800	N	L10 De-rate	
	Static Pitch Moment	309	Nm		= 0.28
	Static Roll Moment	362	Nm		
<b>Rexroth</b>	<b>Model 1624-214-20</b>				
	Dynamic Cap	37,300	N		
	Static Cap	52,500	N	L10 De-rate	
	Static Pitch Moment	740	Nm		= 1.0
	Static Roll Moment	750	Nm		
<b>Ewellix (SKF)</b>	<b>Model LLTHS25LR</b>				
	Dynamic Cap	24,400	N		
	Static Cap	44,600	N	L10 De-rate	
	Static Pitch Moment	525	Nm		= 0.28
	Static Roll Moment	460	Nm		
<b>INA</b>	<b>Model KUSE25HL</b>				
	Dynamic Cap	35,300	N		
	Static Cap	93,700	N	L10 De-rate	
	Static Pitch Moment	903	Nm		= 0.85
	Static Roll Moment	736	Nm		
<b>Thomson - Model 500 Series F</b>					
	Dynamic Cap	25,500	N		
	Static Cap	60,300	N	L10 De-rate	
	Static Pitch Moment	863	Nm		= 0.17
	Static Roll Moment	825	Nm		

